

Test Report issued under the responsibility of:



**PARTIAL TEST REPORT**  
**IEC 60598-2-3**  
**Luminaires**  
**Part 2: Particular requirements:**  
**Section Three – Luminaires for road and street lighting**

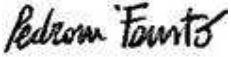

Report Reference No. ....: 4786324191.1.1  
Date of issue.....: 14 March 2014  
Total number of pages ..... 14 including attachments

Applicant's name .....: ACRILUX S.P.A.  
Address .....: S.S. 571 Km 10+983 – Recanati – 62019 (MC) - Italy

Test specification:  
Standard.....: Only Clauses 12.3 and 9.2.2 and 9.2.7 – Endurance test and IP66 according to IEC 60598-2-3 :2002 + A1:2011 used in conjunction with IEC 60598-1:2008.  
Test procedure .....: Informative Test Report  
Non-standard test method.....: N/A

Test Report Form(s) Originator .....: Intertek Semko AB  
Master TRF.....: 2009-03

Test item description .....: Luminaires for road and street lighting  
Trade Mark .....: ACRILUX  
Manufacturer .....: ACRILUX S.P.A.  
S.S. 571 Km 10+983 – Recanati – 62019 (MC) - Italy  
Model/Type reference .....: URBAN ARREDO URBANO 150 W E40 SE  
Ratings .....: 230 V 50 Hz; 150 W E 40 SE ; IP 66; Class II.

<b>Testing Laboratory:</b>	
Testing location/ address .....	UL International Italia S.r.l. Via XXV Aprile, 3/B – 20875 – Burago di Molgora (MI) - Italy
Tested by (name + signature) .....	Fausto Pedroni 
Approved by (+ signature).....	Fausto Pozzi 
<b>Tests performed :</b>	
Clause 9.2.2 and 9.2.7 (IP 66 Test).	
<b>Testing location:</b>	
UL International Italia S.r.l. Via XXV Aprile, 3/B 20875 Burago di Molgora (MB) Italy	
The measurement uncertainties stated in this Test Report are estimated according to the Quality Procedure 23-LO-S0011, and the document 23-LO-W0002. If requested, UL International Italia S.r.l., will be able to estimate the uncertainty contribution for all the quantities stated in this Test Report.	
<b>This report consists of:</b>	
<b>Test results:</b>	7 pages
<b>PHOTOS</b>	(Annex 1): 7 pages

Test item particulars .....	
Classification of installation and use .....	Luminaire suitable for directly mounting on normally flammable surface.
Supply Connection .....	Connector
Possible test case verdicts:	
- test case does not apply to the test object .....	N/A
- test object does meet the requirement.....	P (Pass)
- test object does not meet the requirement.....	F (Fail)
Testing .....	
Date of receipt of test item .....	25 February 2014
Date (s) of performance of tests.....	26 February - 14 March 2014
<b>General remarks:</b>	
<p>The test results presented in this report relate only to the object tested.  This report shall not be reproduced, except in full, without the written approval of the Issuing testing laboratory.  Throughout this report a comma is used as the decimal separator.</p> <p>The luminaire has been evaluated also in accordance with the following standards:</p> <p>Only clause 12.3 and 9.2.2 and 9.2.7 according to:  EN 60598-1:2008  EN 60598-2-3:2003+ A1: 2011</p>	
<b>General product information:</b>	
<p>Luminaires for road and street lighting provided with sodium lamp E40 150 W SE and magnetic ballast.  Luminaire provided with optical case in plastic material (PMMA).</p> <p><b>Rated Voltage:</b> 230 V  <b>Rated frequency:</b> 50 Hz  <b>Installation:</b> Pole</p>	

<b>Model</b>	<b>URBAN ARREDO ( E40 150 W SE)</b>		
Object/part No. Code	Manufacturer/ trademark	Type/model	Mark(s) of conformity
Magnetic ballast	TCI	P150 HI/HS TAB	ENEC
Ignitor	BAG	NI 400 LE 4K	ENEC
Lamp	OSRAM	VIALOX NAV 150 W E40 SUPER 4Y	-
Connector	A.A.G. STUCCHI	3702 A+ 3702 V	IMQ
Knife-switch	A.A.G. STUCCHI	648	CSv IMQ

<b>3.12 (12)</b>	<b>ENDURANCE TEST AND THERMAL TEST</b>		—
3.12 (12.3)	Endurance test:		P
	- mounting-position .....	Pole	—
	- test temperature (°C) .....	35	—
	- total duration (h) .....	168	—
	- supply voltage: Un factor; calculated voltage (V):	230 x 1,1 = 253 V	—
	- lamp used .....	E 40 SE 150 W	—
3.12 (12.3.2)	After endurance test:		P
	- no part unserviceable		P
	- luminaire not unsafe		P
	- no damage to track system		N/A
	- marking legible	Marking not provided	N/A
	- no cracks, deformation etc.		P

<b>3.13 (9)</b>	<b>RESISTANCE TO DUST, SOLID OBJECTS AND MOISTURE</b>		—
3.13 (9.2)	Tests for ingress of dust, solid objects and moisture:		P
	- classification according to IP .....	IP66	—
	- mounting position during test .....	See photos	—
	- fixing screws tightened; torque (Nm) .....	-	—
	- tests according to clauses .....	9.2.2 (IP6X) and 9.2.7 (IPX6)	—
	- electric strength test afterwards	After the test, performed the dielectric strength at 2920 V between live parts and external parts with positive result.	P
	a) no deposit in dust-proof luminaire		N/A
	b) no talcum in dust-tight luminaire	Test IP6X: after test no found the dust inside the luminaire. (see photos ANNEX 1)	P
	c) no trace of water on current-carrying parts or SELV parts or where it could become a hazard		N/A
	d) i) For luminaires without drain holes – no water entry	Test IPX6: After the test, no found water inside the luminaire. ( see photos ANNEX 1)	P
	d) ii) For luminaires with drain holes – no hazardous water entry		N/A
	e) no water in watertight luminaire		N/A
	f) no contact with live parts (IP 2X)		N/A
	f) no entry into enclosure (IP 3X and IP 4X)		N/A
	f) no contact with live parts (IP3X and IP4X)		N/A
	g) no trace of water on part of lamp requiring protection from splashing water		P
	h) no damage of protective shield or glass envelope		P

## EQUIPMENT LIST

UL Ref.	Type	Manufacturer	Model	Calibration mm/yy		Norm(s) Clauses
				Last date	Due date	
- AT 505	Endurance chamber	A.T.S	09.30-0-35 °C	23/10/2013	28/10/2014	12.3
-BURVS0020	Digital Multimeter	Fluke	289	24/06/2013	24/06/2014	12.3
-BURPS 0018-7	Flow meter	Officine Orobiche	FTV250-G-A-J-V	31/05/2013	31/05/2014	9.2.7
-BURPS 0018-11	Nozzle (IPX6)	A.T.S	03.23	06/06/2013	28/06/2018	9.2.7
-S 541	Digital chronometer	Quantum	Stopclock 5500	22/05/2013	28/05/2014	9.2.7
-S 574	Dielectric strength equipment	KIKUSUI	TOS9201	27/01/2014	28/01/2015	9.2.7
-A 039	Dust Chamber	A.T.S	03.02-B	-	-	9.2.2

<b>ANNEX 1</b>	<b>PHOTOS</b>
----------------	---------------

**Photograph No. 1** Luminaire under Test.



**Photograph No. 2** Luminaire under Test.






<b>ANNEX 1</b>	<b>PHOTOS</b>
----------------	---------------

**Photograph No. 3** Luminaire into test chamber after IP6X Test.



**Photograph No. 4** Luminaire after IP6X (Pass no dust into luminaire )



<b>ANNEX 1</b>	<b>PHOTOS</b>
----------------	---------------

**Photograph No. 5** Luminaire after IP6X (Pass no dust into luminaire )



**Photograph No. 6** Luminaire after IP6X (Pass no dust into luminaire )



<b>ANNEX 1</b>	<b>PHOTOS</b>
----------------	---------------

**Photograph No. 7** Luminaire during IPX6 Test.



**Photograph No. 8** Luminaire after IPX6 (Pass no water inside luminaire)



<b>ANNEX 1</b>	<b>PHOTOS</b>
----------------	---------------

**Photograph No. 9** Luminaire after IPX6 (Pass no water inside luminaire)




**Photograph No. 10** Luminaire after IPX6 (Pass no water inside luminaire)



<b>ANNEX 1</b>	<b>PHOTOS</b>
----------------	---------------

**Photograph No. 11** Luminaire after IPX6 (Pass no water inside luminaire)



**Photograph No. 12** Luminaire after IPX6 (Pass no water inside luminaire)



<b>ANNEX 1</b>	<b>PHOTOS</b>
----------------	---------------

**Photograph No. 13** Luminaire after IPX6 (Pass no water inside luminaire)



**Photograph No. 14** Luminaire after IPX6 (Pass no water inside luminaire)

